

# MAXIMUM BEAM/SHELF LOADS - kgs

## (UNIFORMLY DISTRIBUTED)



Conduct regular inspections to check for:

- correct application and use
- loads within allowable safe limits
- accidental damage or dislodgement of structure components



**REPORT ALL DAMAGE TO PERSON RESPONSIBLE FOR SITE MANAGEMENT**



**REPORT ALL ACCIDENTS**



Do not alter the structure without either:

- checking effects against manufacturer's technical data
- obtaining approval from supplier



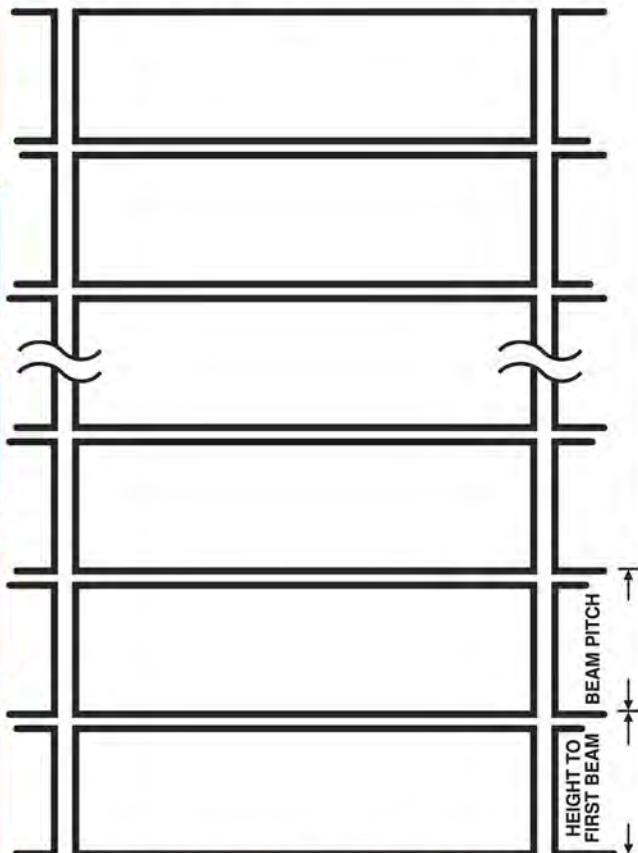
**DO NOT CLIMB ON SHELVING OR RACKING**



**REFER TO SEMA CODE OF PRACTICE**



**IF IN DOUBT ALWAYS CONTACT THE SUPPLIER**



**MAXIMUM BAY LOAD - kgs**



JOB REF:

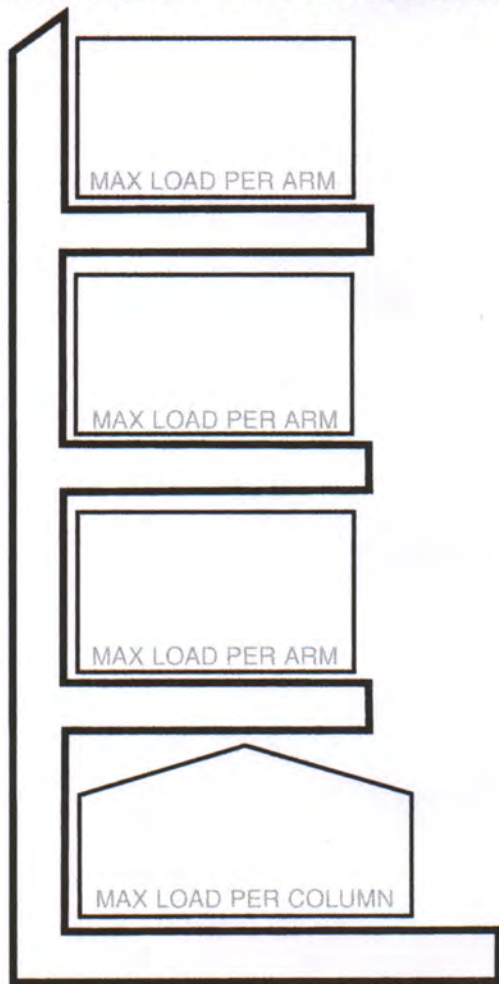
DATE SUPPLIED:

NOTES:

CONTACT:  
TEL. NO:

THIS NOTICE SHOULD NOT BE REMOVED

# MAXIMUM LOAD PER ARM & TOTAL LOAD PER COLUMN Kgs



## PROCEDURES FOR THE MAINTENANCE OF RACKING STRUCTURES CANTILEVER

### 1: MAXIMUM SAFE LOAD

ALWAYS refer to supplier's drawings or technical information.

### 2: ALTERATIONS TO STRUCTURES

DO NOT alter any structures without:

- (a) Checking the effects against supplier's technical information.
- (b) Obtaining necessary approval from supplier.

### 3: TRAINING

Train operators in the correct use of equipment.

### 4: INSPECTION PROCEDURES

Conduct REGULAR inspections for:

- (a) Correct use and application.
- (b) That loads are within the allowable and safe limits.
- (c) Any damage to or movement of structure components.

### 5: CODE OF PRACTICE

Refer to SEMA 'Code of Practice for the Use of Static Racking' for more detailed information.

### 6: IF YOU ARE IN ANY DOUBT OR HAVE A PROBLEM

ALWAYS Contact your supplier.



**DO NOT CLIMB SHELVING**



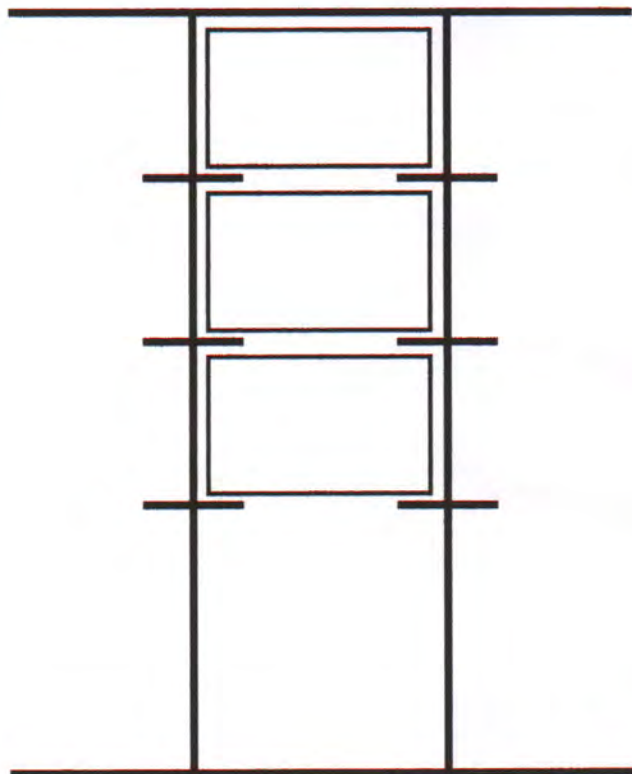
**FOR SAFETY'S SAKE  
REPORT ALL ACCIDENTS**

**SUPPLIED:**

.....  
**REF NO:**

.....

## MAXIMUM LOAD PER LEVEL



## MAXIMUM BAY LOAD - Kgs



**DO NOT CLIMB SHELVING**



**FOR SAFETY'S SAKE  
REPORT ALL ACCIDENTS**

## PROCEDURES FOR THE MAINTENANCE OF RACKING STRUCTURES DRIVE-IN

### 1: MAXIMUM SAFE LOAD

ALWAYS refer to supplier's drawings or technical information.

### 2: ALTERATIONS TO STRUCTURES

DO NOT alter any structures without:

- (a) Checking the effects against supplier's technical information.
- (b) Obtaining necessary approval from supplier.

### 3: TRAINING

Train operators in the correct use of equipment.

### 4: INSPECTION PROCEDURES

Conduct REGULAR inspections for:

- (a) Correct use and application.
- (b) That loads are within the allowable and safe limits.
- (c) Any damage to or movement of structure components.

### 5: CODE OF PRACTICE

Refer to SEMA 'Code of Practice for the Use of Static Racking' for more detailed information.

### 6: IF YOU ARE IN ANY DOUBT OR HAVE A PROBLEM

ALWAYS Contact your supplier.

### SUPPLIED:

.....

### REF NO:

.....

# MEZZANINE FLOOR LOAD NOTICE



**MAXIMUM UNIFORMLY DISTRIBUTED LOAD** kgs/m<sup>2</sup>

**MAXIMUM HAND PALLET TRUCK LOAD** kgs

**Concentrated (kg) over a minimum contact area of**



Conduct regular inspections to check for:

- correct application and use
- loads within allowable safe limits
- accidental damage or dislodgement of structure components



**REPORT ALL DAMAGE TO PERSON RESPONSIBLE FOR SITE MANAGEMENT**



Do not alter the structure without either:

- checking effects against manufacturer's technical data
- obtaining approval from supplier



**REFER TO SEMA CODE OF PRACTICE**



**IF IN DOUBT ALWAYS CONTACT THE SUPPLIER**

JOB REF:

DATE SUPPLIED:

NOTES:

CONTACT:  
TEL. NO:

THIS NOTICE SHOULD NOT BE REMOVED

# MAXIMUM BEAM/SHELF LOADS - kgs

## (UNIFORMLY DISTRIBUTED)



Conduct regular inspections to check for:

- correct application and use
- loads within allowable safe limits
- accidental damage or dislodgement of structure components



**REPORT ALL DAMAGE TO PERSON RESPONSIBLE FOR SITE MANAGEMENT**



**REPORT ALL ACCIDENTS**



Do not alter the structure without either:

- checking effects against manufacturer's technical data
- obtaining approval from supplier



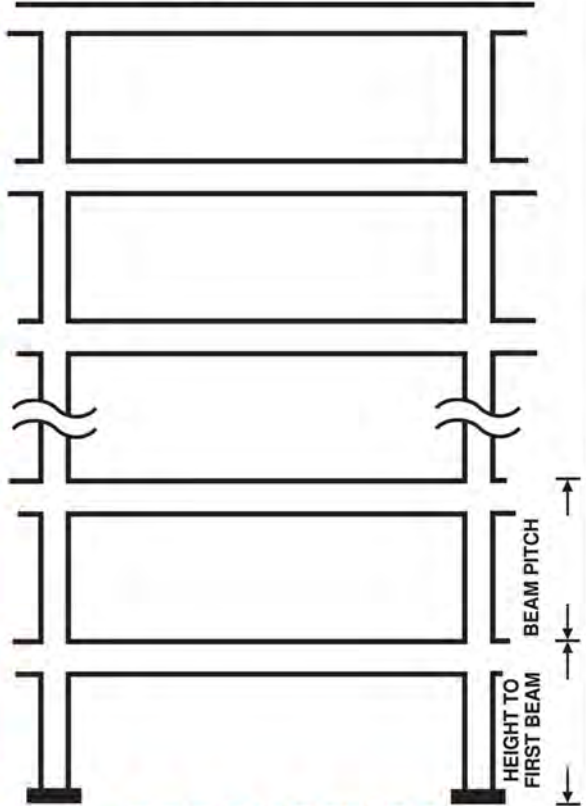
**DO NOT CLIMB ON SHELVING OR RACKING**



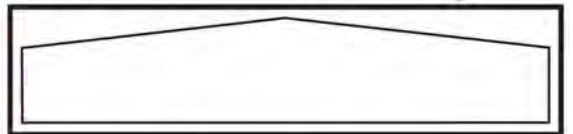
**REFER TO SEMA CODE OF PRACTICE**



**IF IN DOUBT ALWAYS CONTACT THE SUPPLIER**



# MAXIMUM BAY LOAD - kgs



JOB REF:

DATE SUPPLIED:

NOTES:

CONTACT:  
TEL. NO:

THIS NOTICE SHOULD NOT BE REMOVED